

Deck Plans — Silver Shadow and Silver Whisper

DECK 4 – The Restaurant

DECK 5 – The Casino, The Bar, Boutiques, Reception

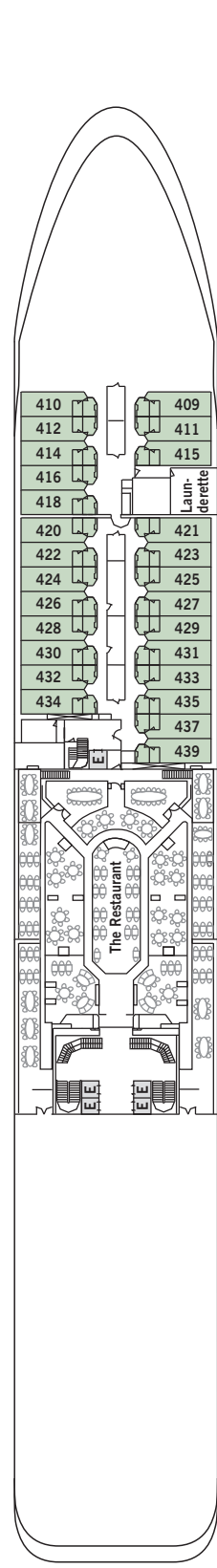
DECKS 5 & 6 – The Show Lounge

DECK 7 – La Terrazza, Le Champagne, Connoisseur's Corner, Conference Room

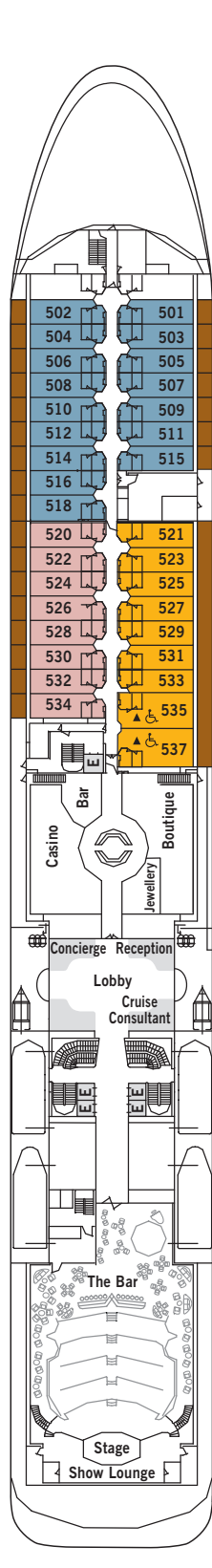
DECK 8 – Pool, The Pool Grill, The Library, Internet Café, The Panorama Lounge

DECK 9 – Jogging Track

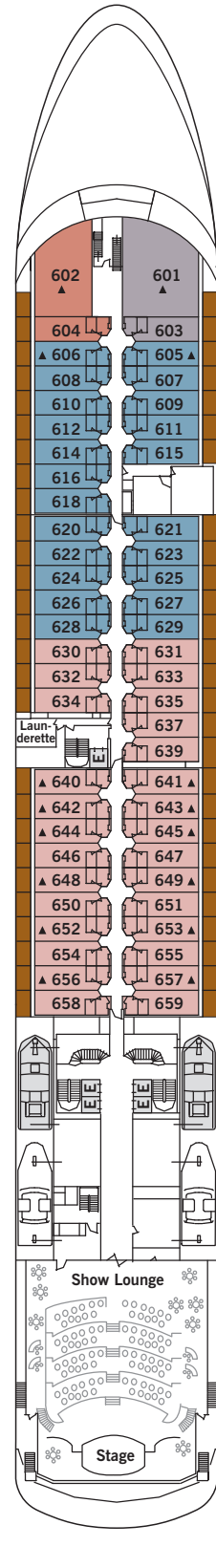
DECK 10 – The Fitness Centre, The Spa at Silversea, The Observation Lounge



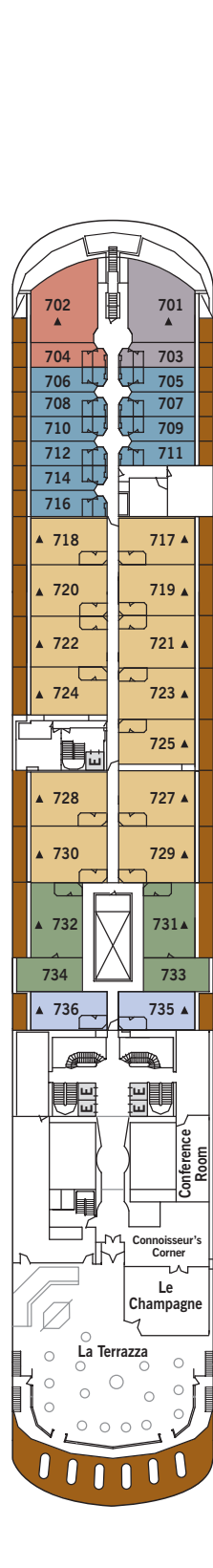
DECK 4



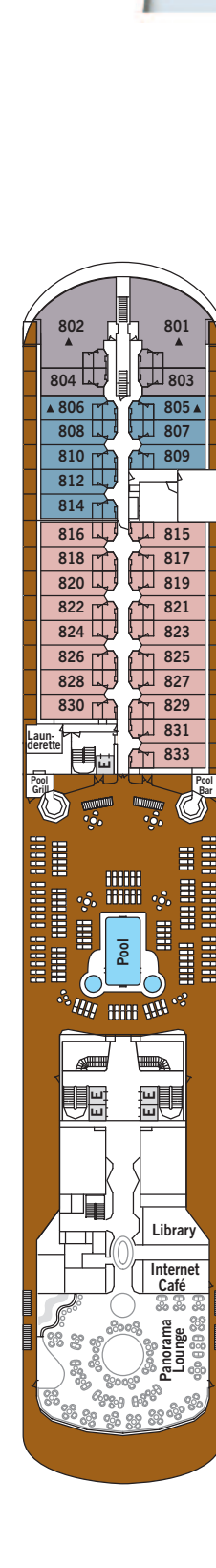
DECK 5



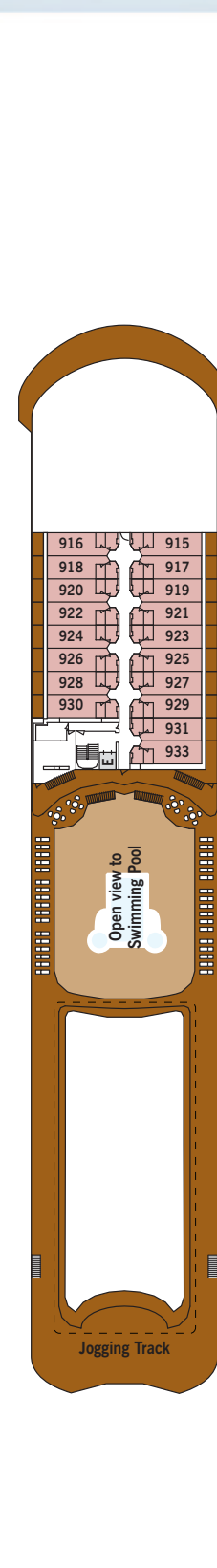
DECK 6



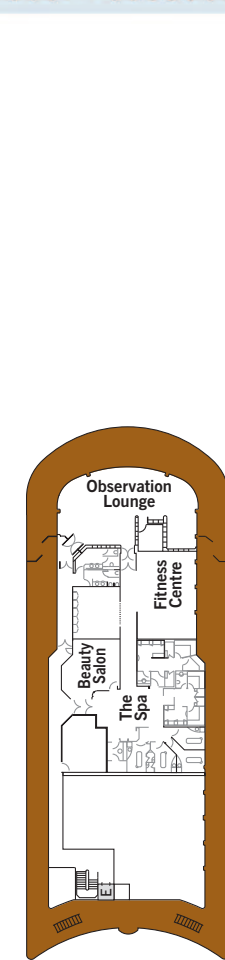
DECK 7



DECK 8



DECK 9



DECK 10

SUITE CATEGORIES

- OWNER'S SUITE
- GRAND SUITE
- ROYAL SUITE
- SILVER SUITE
- MEDALLION SUITE
- MIDSHIP VERANDA SUITE
- VERANDA SUITE
- TERRACE SUITE
- VISTA SUITE

SPECIFICATIONS

- CREW 295
- OFFICERS European
- GUESTS 382
- TONNAGE 28,258
- LENGTH 610 Feet / 186 Metres
- WIDTH 81.8 Feet / 24.9 Metres
- SPEED 21 Knots
- PASSENGER DECKS 7
- 3RD GUEST CAPACITY ▲
- CONNECTING SUITES
416/418, 511/515, 516/518,
616/618
- HANDICAP SUITES ♿
535, 537
- BUILT 2000/2001
- REGISTRY Bahamas